

**UNITED STATES
SECURITIES AND EXCHANGE COMMISSION**
Washington, D.C. 20549

FORM 8-K

CURRENT REPORT

Pursuant to Section 13 or 15(d) of the
Securities Exchange Act of 1934

Date of Report (Date of earliest event reported) March 17, 2026

Legacy Education Inc.

(Exact name of registrant as specified in its charter)

Nevada

(State or other jurisdiction
of incorporation)

001-42283

(Commission
File Number)

84-5167957

(I. R. S. Employer
Identification No.)

**701 W Avenue K, Suite 123
Lancaster, CA 93534**

(Address of principal executive offices, including ZIP code)

(661) 940-9300

(Registrant's telephone number, including area code)

Not Applicable

(Former name or former address, if changed since last report)

Check the appropriate box below if the Form 8-K filing is intended to simultaneously satisfy the filing obligation of the registrant under any of the following provisions:

- Written communications pursuant to Rule 425 under the Securities Act (17 CFR 230.425)
- Soliciting material pursuant to Rule 14a-12 under the Exchange Act (17 CFR 240.14a-12)
- Pre-commencement communications pursuant to Rule 14d-2(b) under the Exchange Act (17 CFR 240.14d-2(b))
- Pre-commencement communications pursuant to Rule 13e-4(c) under the Exchange Act (17 CFR 240.13e-4(c))

Securities registered pursuant to Section 12(b) of the Act:

Title of each class	Trading Symbol(s)	Name of each exchange on which registered
Common Stock, \$0.001 par value	LGCY	NYSE American LLC

Indicate by check mark whether the registrant is an emerging growth company as defined in Rule 405 of the Securities Act of 1933 (§230.405 of this chapter) or Rule 12b-2 of the Securities Exchange Act of 1934 (§240.12b-2 of this chapter).

Emerging growth company

If an emerging growth company, indicate by check mark if the registrant has elected not to use the extended transition period for complying with any new or revised financial accounting standards provided pursuant to Section 13(a) of the Exchange Act.

Item 8.01 Other Events.

Legacy Education Inc. (the “Company”) has prepared presentation materials (the “Presentation Materials”) that management intends to use from time to time on and after March 17, 2026, in presentations about the Company’s operations and performance. The Presentation Materials are filed as Exhibit 99.1 to this Current Report on Form 8-K.

The information contained in the Presentation Materials is summary information that should be considered within the context of the Company’s filings with the Securities and Exchange Commission and other public announcements that the Company may make by press release or otherwise from time to time. The Presentation Materials speak as of the date of this Current Report on Form 8-K. While the Company may elect to update the Presentation Materials in the future or reflect events and circumstances occurring or existing after the date of this Current Report on Form 8-K, the Company specifically disclaims any obligation to do so.

Exhibit No. Description

99.1	Presentation Materials
104	Cover Page Interactive Data File (embedded within the Inline XBRL document)

SIGNATURES

Pursuant to the requirements of the Securities Exchange Act of 1934, the registrant has duly caused this report to be signed on its behalf by the undersigned hereunto duly authorized.

Date: March 17, 2026

Legacy Education Inc.

/s/ LeeAnn Rohmann

LeeAnn Rohmann
Chief Executive Officer



Investor Presentation
March 2026

Forward-Looking Statements

This presentation contains "forward-looking statements" within the meaning of the "safe harbor" provisions of the Private Securities Litigation Reform Act of 1995. All statements, other than statements of historical facts contained in this presentation, including statements regarding Legacy Education Inc.'s (the "Company" or "Legacy") strategy, future, operations, future financial position, projected costs, prospects, plans and objectives of management, are forward-looking statements. The words "anticipate," "believe," "continue," "could," "depends," "estimate," "expect," "intend," "may," "ongoing," "plan," "potential," "predict," "project," "target," "should," "will," "would," and similar expressions are intended to identify forward-looking statements, although not all forward-looking statements contain these identifying words. The Company may not actually achieve the plans, intentions, or expectations disclosed in these forward-looking statements. Actual results or events could differ materially from the plans, intentions and expectations disclosed in these forward-looking statements. In addition, the forward-looking statements included in this presentation represent the Company's views. Subsequent events and developments may cause the Company's views to change. The Company does not undertake and specifically disclaims any obligation to update or revise any forward-looking statements to reflect new information, future events or circumstances to reflect the occurrences of unanticipated events, except as may be required by applicable law. These forward-looking statements should not be relied upon as representations the Company's views as of any date subsequent to the date of this presentation.

These forward-looking statements should, therefore, be considered in light of various important factors, including those set forth in the company's reports that it files from time to time with the Securities and Exchange commission (the "SEC") and which you should review, including those statements under "Items 1A – Risk Factors" in the Company's Annual Report on Form 10-K, as amended by its Quarterly Reports on Form 10-Q and other reports that the Company files with the SEC.

This presentation shall not constitute an offer to sell or the solicitation of an offer to buy, nor shall there be any sale of these securities in any state or other jurisdiction in which such offer, solicitation or sale would be unlawful prior to registration or qualification under the securities laws of such state or other jurisdiction. The Company's securities may only be sold pursuant to an effective registration statement filed with the SEC.

This presentation contains proprietary information that is the property of the Company. Neither this presentation nor the proprietary information contained herein shall be published, reproduced, copied, disclosed or used for any other purpose, other than the review and consideration of this presentation.

Legacy At A Glance

Legacy Education is an award -winning, nationally accredited, for -profit post-secondary education company

- Owns & operates nationally accredited academic institutions which are affordable
- Focused on programs in growing industries including allied healthcare ⁽¹⁾ with a secondary emphasis on veterinary and business
- Committed to growing education footprint via organic enrollment growth, addition of new programs and accretive acquisitions
- Headquartered in Lancaster, CA



(1) Allied healthcare refers to a sector of healthcare professions that provide a wide range of diagnostic, technical, therapeutic, and support-related services in connection with healthcare and are distinct from certain medical fields including dentistry, medicine, nursing and pharmacy
 (2) Average Revenue Per Student based on LTM revenue divided by LTM average enrollment
 (3) Gross Student Acquisition Cost based on marketing & advertising divided by new enrollments
 Note: Data as of 12/31/25 unless otherwise noted



Investment Highlights

Changing Market Dynamics Within Post-Secondary Education Landscape Yields Opportunity

- Documented problems (cost, scalability, program design, COVID-19 pandemic) threaten traditional post-secondary education model
- Legacy Education to leverage programs and delivery model – driving student growth and shareholder returns

Nationally Accredited Career College Platform with Demonstrated Success

- 4 accredited education institutions (6 campuses) educating 3,234 students (as of December 31, 2025) in California
- Re-accredited 5-year through ACCET and ABHES with 75% average placement rates
- 82% NCLEX ⁽¹⁾ pass rates (as of June 30, 2025)

Large Post-Secondary Education Opportunity within Core Program Verticals and Adjacent Programs

- Vertical focus within Allied Health with an estimated 16+ million domestic jobs (projected to grow at 14% annually through 2028)
- Additional programs designed to target high growth segments of the economy
- Student acquisition cost relative to program billings provides compelling lifetime value and ROI potential

Experienced and Loyal Leadership

- Senior management with 20+ years of experience on average
- Strong retention among Senior management

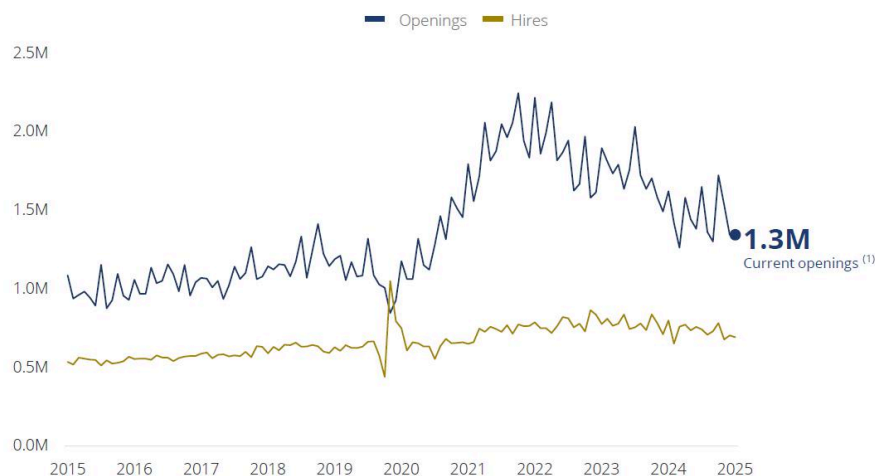
M&A Opportunities to Augment Platform Growth

- History of successful M&A outcomes (Central Coast 2019, Integrity College 2020, Contra Costa 2024)
- Legacy to leverage program and campus revenue synergies while optimizing operating expenses and per student acquisition costs

(1) National Council Licensure Examination

U.S. Healthcare Labor Market

Healthcare & Social Assistance Job Openings



Gap between openings and hires has widened since the Coronavirus pandemic

(1) As of August 2025
Source: U.S. Bureau of Labor Statistics



- The U.S. is facing a shortage of healthcare professionals driven by increased demand for healthcare services
- Growth drivers for the U.S. healthcare labor market include:
 - Expanding aging population
 - Technological advancement
 - Growing emphasis on preventive care
- California community colleges are plagued by poor completion rates, uncertain career pathways, and poor placement rates

8%

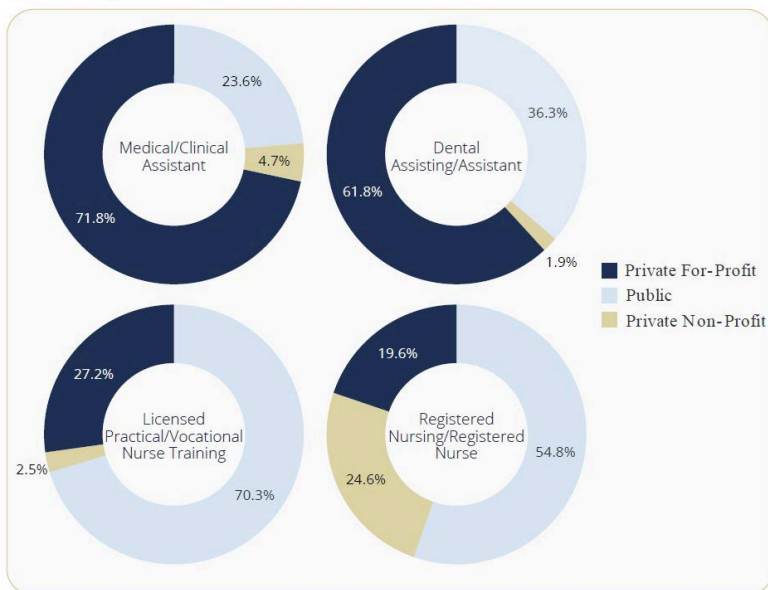
Projected Growth from 2024 - 2034 ⁽¹⁾

1.9M

New Jobs Created from 2024 - 2034 ⁽¹⁾

U.S. Healthcare Labor Market

Meeting Critical Workforce Needs



Source: U.S. Department of Education, National Center for Education Statistics, Integrated Postsecondary Education Data System (IPEDS), Fall 2024 (provisional data), Completions component



With the current shortage of healthcare workers in the nation and significant projected job growth through 2033, conferring degrees in healthcare is **more essential than ever**

- Percentage of degrees/certificates conferred by for-profit schools
 - 72% of Medical & Clinical Assistants
 - 67% of Clinical Lab Assistants
 - 62% of Dental Assistants
 - 54% of Pharmacy Technicians
- These programs are **shorter, targeted, and hands-on**—helping students enter the workforce faster while ensuring employers have access to **qualified, job-ready talent**.
- This direct link to workforce readiness makes the sector one of the most essential, and **investable**, drivers of America’s economic recovery and competitiveness

Legacy Timeline

10+ Years of Growth and Accolades

- California Association of Private Post Secondary School Excellence in Community Service Award – 2020, 2022 & 2023
- Antelope Valley Best Career / Trade School Award 2020, 2021 & 2023
- Beautiful Bakersfield Best Career School 2022



Changing Post-Secondary Landscape

Legacy Education has Developed the Programs and Deployment Models to Effectively Capitalize on Changing Market Dynamics

Challenges for PostSecondary Education

- Rising tuitions (outpacing inflation and wage growth)
- Rising costs due to labor and expensive infrastructure
- Antiquated delivery models (campus-based model)
- Inconsistent job placement capabilities (underemployment is a growing problem among recent 4-year college graduates)
- Schools failing to evolve with declining relevancy and training performance
- Widespread problems within post-secondary education have been widely publicized by leading media outlets
- "Nearly half of companies plan to eliminate bachelor's degree requirements in 2024" - Intelligent

Bring Opportunity to For-Profit Education

- Programs designed around high ROI for students (affordable, specialized degrees with shorter durations including programs less than 52 weeks designed to accommodate degree / learning progression)
- Focus on graduate success, retention rates & standards of academic quality
- Campuses strategically located in areas with high job growth
- Aligned product offerings with employer needs which include simulation training initiatives and network of extern sites
- Bypasses antiquated delivery model by focusing on scalability
- COVID-19 accelerated transition to next gen learning models – Legacy has successfully implemented hybrid Interactive Distance Learning ("IDL")
- Leveraging leading ed-tech software providers to increase flexibility and scalability

Hands-on Training
Emphasis

Program Design &
Flexibility

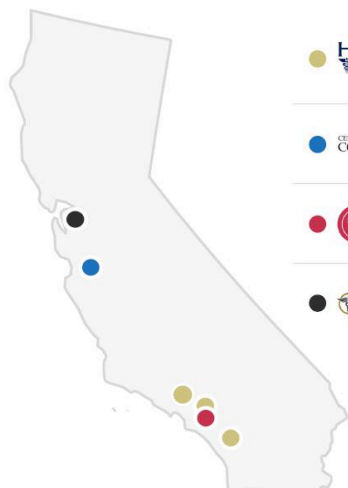
Broad Market
Appeal

Geographic Footprint

6
Campuses

3,234
Current Students
(12/31/25)

28%
5 Year Enrollment
CAGR



High Desert Medical College
Bakersfield, CA
Lancaster, CA
Temecula, CA

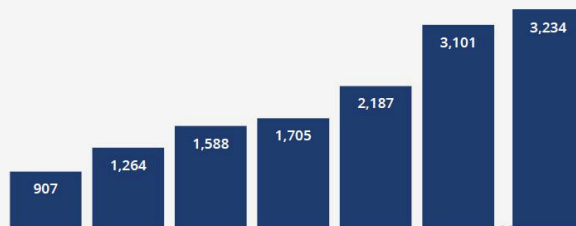
CENTRAL COAST COLLEGE
Salinas, CA

INTEGRITY COLLEGE OF HEALTH
Pasadena, CA

CONTRA COSTA MEDICAL CAREER COLLEGE
Antioch, CA

Enrollment Growth by College

Ending Enrollment



College	FY20A	FY21A	FY22A	FY23A	FY24A	FY25A	12/31/25
High Desert Medical College	689	959 39%	1,165 21%	1,236 6%	1,588 28%	1,956 23%	2,033
CENTRAL COAST COLLEGE	175	238 36%	304 27%	337 11%	435 29%	495 14%	556
INTEGRITY COLLEGE OF HEALTH	43	67 56%	119 78%	132 11%	164 24%	202 23%	214
CONTRA COSTA MEDICAL CAREER COLLEGE						448	431
Total	907	1,264	1,588	1,705	2,187	3,101	3,234

% denotes YoY Increase

5 Year CAGR 28%

Quarterly Enrollment Since 2023

Quarterly Starts



Ending Enrollment



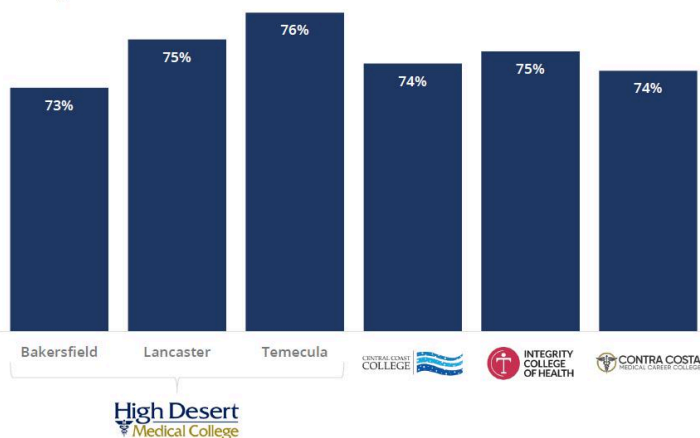
(1) Calculated by subtracting from one the ratio of current quarter-ending enrollment to the total of the previous quarter's ending enrollment plus the current quarter's new starts to approximate the quarterly rate of graduates and discontinued students
(2) Q2 2025 Student Attrition + Graduation Rate excludes 389 CC/MCC students due to acquisition closing on December 18, 2024, occurring within the measurement period
Note: Quarterly starts data excludes cash programs for HDMC and ICH prior to FY 2024 due to lack of internal reporting

Successful Student Outcomes

- Preparing students for a competitive workforce with functional and soft skills to be successful
- Exceeding Academic and Student Outcomes

Placement Rate by Campus

75% Avg Placement Rate⁽¹⁾



(1) Based on employment 90 days post-graduation; Inclusive of Contra Cost Medical Career College; Data as of June 30, 2025
 (2) Data as of June 30, 2025

82%
NCLEX Pass Rates⁽²⁾





50%
Vet Tech Pass Rates⁽²⁾

86%
Avg Program Retention

75%
Avg Placement Rate⁽¹⁾

**Vocational Nursing ,
Dental Assisting ,
Veterinary Assistant , and
Clinical Medical Assisting
among the highest placement
rate programs**

Target Student

-  **Education Level**
High School Diploma or G.E.D.
-  **Geography**
Targeting students within 25-mile radius to each campus (changing with availability of online programs)
-  **Desired Outcome**
Students looking for better career opportunities
-  **Entrance Exam**
Wonderlic Scholastic Level Exam (SLE) HESI for VN only

Note: Data as of 06/30/25

Student Profile

Over 50%

Of our student enrollment is
24 years of age and younger

88% **12%**
Women Men

Management Team



LeeAnn Rohmann | Chief Executive Officer & Founder, Legacy Education

Ms. Rohmann has served our Chief Executive Officer since July 2010 and Chairman of our board of directors since October 2009. From 2004 until 2008, she served as Chief Sales Officer, Student Loan Xpress at CIT, a national bank, and from 2001 until 2004, she served as Vice President, Sales of Edfinancial Services, a financial company that provides student loan servicing. From 1997 until 2001, Ms. Rohmann served as Senior Vice President, Sales of American Express. We believe Ms. Rohmann is qualified to serve as a member of our board of directors because she has more than 25 years of higher education industry experience.



Brandon Pope | Chief Financial Officer

Mr. Pope has served as Chief Financial Officer of Legacy Education, L.L.C. from June 2018 until the Reorganization and our Chief Financial Officer since the Reorganization. From October 2017 until June 2018, he served as Controller of Squar Milner, an accounting and advisory firm, and from December 2014 until April 2017, he served as Senior Vice President, Corporate Controller of International Education Corporation, a provider of career education. From January 2014 until October 2017, Mr. Pope also served as Principal of Pope Consulting Group, LLP, and from 2008 until 2014 he served in various capacities including Vice President, Chief Accounting Officer and Vice President, Corporate Controller at Bridgepoint Education, Inc., a higher education company. Mr. Pope also previously served as Assistant Vice President, Assistant Controller of Corinthian Colleges, Inc.; Assistant Controller of Stater Bros. Markets; and Senior Manager of Financial Reporting and Control, Manager of Financial Reporting and Senior Accountant at Ingram Micro, Inc. Mr. Pope is a certified public accountant in the state of California, and received his bachelors of science in business administration and MBA from the University of Phoenix.



Dr. Ragheb Milad | Chief Academic Officer

Dr. Ragheb Milad has served as our Chief Academic Officer since June 2021. From January 2019 to January 2021, Dr. Milad served as the Corporate Director of Education for Legacy Education and Campus President of HDMC's Lancaster, California campus, and from January 2014 to January 2018 he served as the Director of Academics for HDMC. Dr. Milad also served as an instructor from in both the Vocational Nursing and Ultrasound Technician Programs for HDMC from 2011 to 2014. During his roles as Director of Academics and Corporate Director of Legacy Education, Dr. Milad developed many of Legacy Education's existing programs. In addition, from 2008 to July 2021, Dr. Milad served as the Sales Director of 3D Diagnostix, a dental computer guided surgery company. In July 2021, he co-founded ITX PROS, a digital dentistry company that supports dentist with dental implant cases, and since its inception he has served as a member of the board of directors of ITX PROS. Dr. Milad also serves as a member on the Board of St. Athanasius and St. Cyril Theological School, a Coptic Orthodox theological school since 2015. Furthermore, from 2008 to 2011 Dr. Milad was a practicing physician in Cairo, Egypt. He graduated from Ain Shams University in Cairo, Egypt from the Faculty of Medicine where he received his Medical Degree.

Legacy Education also employs campus directors at each respective campus with extensive experience in their fields

Our Path to Growth

- 1 Organic growth within existing footprint**
Current programs and cross program integration and acquire students at a positive ROI
- 2 New program development**
Create adjacent programs (increase re-enrollment) and new fields of study to increase enrollments with minimal cannibalization
- 3 New campuses (focus on buy vs build)**
Build requires upfront investment of human capital and greater time to achieve scale / breakeven while buy allows for the acquisition of accretive campuses and integration (scale / geography and synergy benefits)

Note: Data as of 12/31/25

✓ Executing Our Strategy

Legacy Education delivers **42%** revenue growth, with student population up **17%**

For existing footprint, **integrate programs** across brands, **expanding** our academic portfolio.

Strategic acquisition of Contra Costa strengthens our California presence while maintaining **17%** adjusted EBITDA margins

Core Markets



Healthcare

52 Programs

- ~90% of Legacy's current enrollment ⁽¹⁾
- Accredited programs launched since 2023:
 - Certified Nurse Assistants (HDMC)
 - Magnetic Resonance Imaging (HDMC and CCC)
 - Registered Nurse (RN)
 - Vocational Nursing (CCC, ICH)
 - Surgical Technology Associate of Applied Science (CCC)
 - Dental Assisting (CCC)
 - Sterile Processing (CCC)
 - Pharmacy Technician (CCC)
 - Emergency Medical Technician (HDMC)
 - Phlebotomy Technician Advanced (CCC)
 - Cardiac Sonography Associate of Applied Science (CCC)
- Leading diagnostic imaging services company finalized agreement with Legacy

Key Focus Areas:

Nursing

Imaging

Allied Health



Veterinary

4 Programs

- Continuous improvement in VTNE pass rates
- Future veterinary technology (RVT) programs at ICH and HDMC
- Basic veterinary assistant certificate program



Dental

12 Programs

- Expansion of dental assistant program at CCC
- Future dental hygienist program
- Future orthodontic assistant permit (cash)
- Future dental sedations assistant permit (cash)


(1) Data as of 05/29/24

Diverse & Growing Set of Programs




Program Offering Timeline



Current Program Offering Per College



Top Program Mix

	 Ultrasound Technician AAS	 Medical Assisting	 Cardiac Sonography AAS	 Magnetic Resonance Imaging (MRI) AAS	 Vocational Nursing
Program Duration	108 – 123 weeks	34 – 42 weeks	115 – 130 weeks	115 weeks	56 – 68 weeks
Quarterly Revenue (per student) ⁽¹⁾	~\$6.8k	~\$6.8k	~\$6.5k	~\$7.0k	~\$7.6k
Extern Sites ⁽²⁾	461	936	70	49	70
Re-Enrollment Opportunity	Highest Degree in Track	Yes	Highest Degree in Track	Highest Degree in Track	Yes

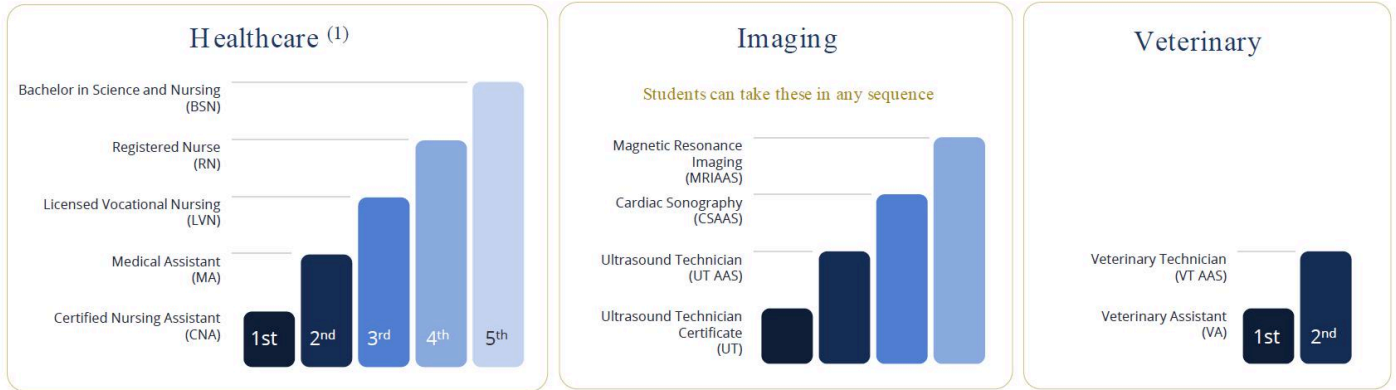
Collectively, Legacy Education's top five programs by enrollment represent roughly 64% of total enrollment

⁽¹⁾ Calculated by dividing total billings divided over midpoint program duration on a quarterly basis
⁽²⁾ Extern sites facilitate experiential learning opportunities to provide students occupational experiences in their field of study
 Note: Data as of 12/31/25

Programs Designed for Re-Enrollment

- Legacy Education is committed to students across their learning journey offering programs that build on one another as students require further professional credentialing
- Students can build lasting trust with the same educational institution and Legacy and achieve repeat students and increase lifetime value per student

Program Re-Enrollment Progression



(1) Alternative enrollment progressions exist for Nursing, such as CNA -> MA -> VN -> VNAAS -> RN -> BSN

Track Record of Successful Campus Acquisitions

M&A Track Record

Target	Qualitative Transaction Rationale
--------	-----------------------------------



Closed - Jan 2019

- 35-year single owners with repeated highest grants of accreditation
- Profitable and steady growth
- Added 3 new programs
- 18% Enrollment CAGR since acquisition close



Closed - Dec 2019

- New accrediting body (ABHES) which expanded our program offerings up to master's degrees
- Expanded our footprint in California to accommodate for the growing student population
- 35% Enrollment CAGR since acquisition close



Closed - Dec 2024

- Graduates over 1,200 students annually and offers 16 allied health programs
- Expands our program offerings with surgical technology and sterile processing
- Strengthens our position in Northern California
- 10% Enrollment CAGR since acquisition close

~ 37% of current enrollment is due to successful M&A activities ⁽¹⁾

Legacy Education M&A Playbook

- 1 Single campus or multi-campus for-profit postsecondary education operators
- 2 Expand our geographic footprint
- 3 Programs offering positive cross-campus synergy opportunities
- 4 Capital efficient transactions – strongly prefer transactions immediately accretive to shareholders
- 5 Technology or platforms that augment delivery models

Active Pipeline – Management and directors with network of quality potential acquisition targets

(1) Calculated by dividing the number of students at CCC, ICH, and CCMCC by the total number of students enrolled at Legacy as of 12/31/25
Note: Enrollment data as of 12/31/25

Interactive Distance Learning (“IDL”) Experience

Legacy Education partners with several Educational Industry Content Specialists to deliver a seamless Interactive Distance Learning Experience with the most advanced educational tools available today for its curriculums.

Benefits of Legacy’s IDL Experiences

- Increased flexibility to support multiple modes of student learning both in and out of the classroom
- Streamlined course creation with AI-assisted design (instructor-reviewed, secure, and private) that saves time and improves teaching and learning
- Enhanced delivery of curriculums with more engaging material and learning methods
- Streamlined faculty and peer-to-peer communication through modern video conferencing and edtech platforms
- The majority of our programs have between 30% and 50% of the students enrolled being taught via IDL
- Accessible supplementary materials such as course textbooks, announcements, and calendars
- Optimized instructor grading and reviewing through assignment, quiz, and test capabilities
- Uniform materials across various classes within a program, ensuring a standardized learning experience for students

Legacy’s IDL Experience Partners




National Accreditation

<p>ACCET National Accreditation</p>	<p>Legacy Education recently earned the highest grant of accreditation – 5-year certificate of accreditation through ACCET ⁽¹⁾</p> <ul style="list-style-type: none"> → ACCET 5-year renewal grant April 2024 – Highest grant achievable → ACCET 5-year renewal grant April 2025 Central Coast Reaccreditation renewal
<p>ABHES Accreditation</p>	<p>Legacy Education's management school, Integrity College of Health was granted accreditation – 4-year certificate of accreditation through ABHES until February 2026 ⁽²⁾</p>
<p>Title IV Standing Higher Education Act of 1965</p>	<ul style="list-style-type: none"> → PPA Renewed until September 30, 2026 (HDMC) and September 30, 2026 (CCC) → Expedited Program Review opened and closed within 120 days


Accreditation ensures Legacy Education programs meet objective and rigorous third-party standards of educational practices

Nationally Recognized Accrediting Agencies

Recognized by U.S. Secretary of Education & U.S. Department of Education



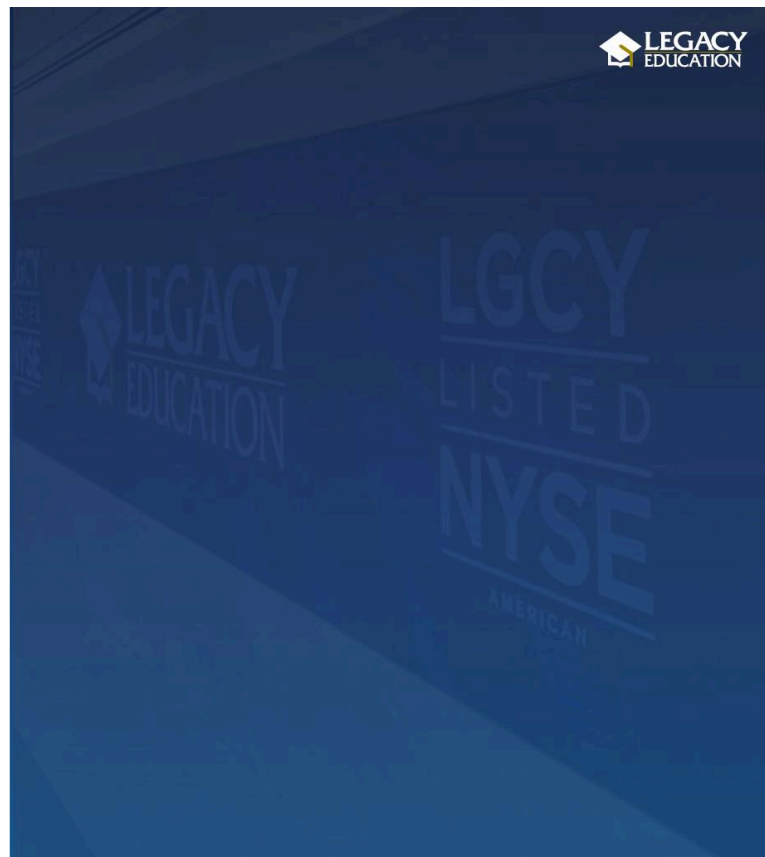
ABHES | ACCREDITING BUREAU OF HEALTH EDUCATION SCHOOLS



⁽¹⁾ The Accrediting Council on Continuing Education and Training

⁽²⁾ The Accrediting Bureau of Health Education Schools

Financial Overview



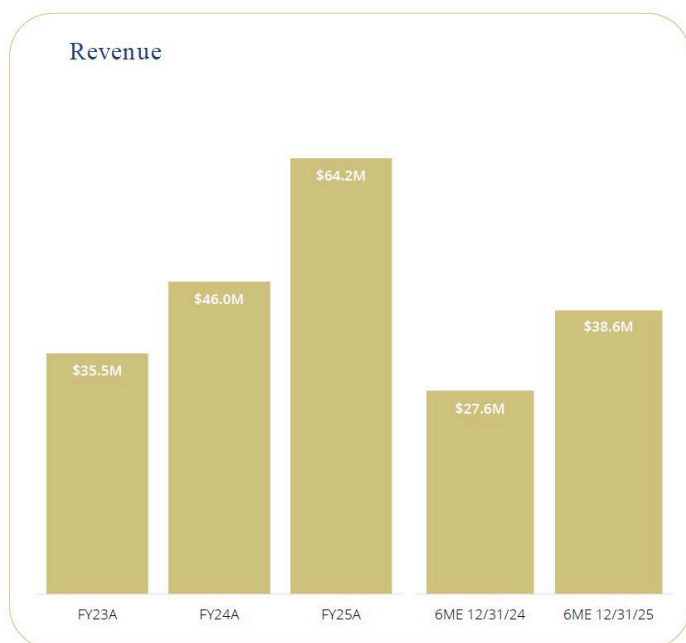
Financial & KPI Overview

as of December 31, 2025

- **STUDENT GROWTH** – ending enrollment of 3,234 through 12/31/25 (17% YoY growth)
- **REVENUE** – \$75.1M LTM revenue (42% YoY growth); surpassing prior 3-year sales CAGR of 25% from FY21A through FY24A
- **PROFITABILITY** – leveraging scale and efficiencies to drive profitability; ended the quarter with \$3.0M of adjusted EBITDA, up 62% YoY
- **LIQUIDITY & WORKING CAPITAL** – ended the quarter with \$21.1M in cash and total working capital of \$27.8M
- **COMPELLING UNIT ECONOMICS** – focus on driving accretive student acquisition – LTM gross acquisition cost per student \$1.5K ⁽¹⁾ generates > 15x LTM annual revenue per student of \$25.0K ⁽²⁾

(1) Gross Student Acquisition Cost based on LTM marketing & advertising divided by LTM new enrollments
 (2) Annual Revenue per Student calculated by dividing LTM revenue by LTM average enrollment
 Note: See slide 26 for full reconciliation from Net Income to Adjusted EBITDA
 Note: Data as of 12/31/25

Financial Performance



(1) See slide 26 for full reconciliation from Net Income to Adjusted EBITDA

Quarterly Performance in Review

	Q2 FY26 Operating Results	YoY Change (%)
Starts	593	49%
Ending Enrollment	3,234	17%
Revenue	\$19.2M	41%
Educational Service Costs (% of net Tuition)	53.6%	(1%)
Adj. EBITDA	\$3.0M	62%
Student Acquisition Cost ⁽¹⁾ (marketing spend / starts)	\$2.5K	(16.2%)

Positive momentum across numerous financial KPIs and leading indicators

(1) Student Acquisition Cost calculated as marketing & advertising expenses divided by new starts for the quarter ending December 31, 2025

Capitalization & Liquidity Summary

as of December 31, 2025

Highlights

During Q2 2026, Legacy generated \$2.1M in net cash from operating activities

Legacy ended Q2 2026 with a cash balance of \$21.1M and working capital of \$27.8M

We believe our existing cash balance, operating cash flows, and other sources of liquidity provide adequate funds to fuel growth including:

- Continued operations & working capital requirements
- Planned Capex
- Potential cash required for future M&A activities

Analyst Coverage

Northland Capital Markets – Mike Grondahl

Ladenburg Thalmann & Company – Jeffrey Cohen

Capital Structure

Diluted Common Shares Outstanding ⁽¹⁾	13.9M
Share Price ^(2,3)	\$13.70
LTM Trading Range ²	\$6.17 - \$14.33
Market Capitalization ⁽²⁾	\$179.0M
LTM Average Daily Volume ⁽²⁾	73.6K

Liquidity

Cash	\$21.1M
Working Capital	\$27.8M
Debt	\$0.6M
Stockholders' Equity	\$46.1M

(1) Data as of 03/05/26, 12.6M common shares outstanding adjusted for 1.6M vested and exercisable options with a weighted exercise price of \$3.64, and an assumed TSM share buyback of \$14.19

(2) Data sourced from S&P Capital IQ and as of 03/05/26

(3) Volume-weighted average price (10-day)

Non-GAAP Adjusted EBITDA Reconciliation

(\$ in thousands)	FY 23A	FY 24A	FY 25A	6ME 12/31/24	6ME 12/31/25
Net Income	\$2,667	\$5,115	\$7,534	\$3,490	\$4,230
Interest Expense (Income), Net	(\$243)	(\$769)	(\$1,037)	(\$499)	(\$593)
Provision for Income Taxes	\$1,198	\$1,871	\$3,489	\$1,339	\$1,618
D&A	\$224	\$265	\$442	\$187	\$297
EBITDA	\$3,846	\$6,482	\$10,428	\$4,517	\$5,552
Non-cash Compensation	-	\$1,882	\$553	\$176	\$565
Adj. EBITDA	\$3,846	\$8,364	\$10,981	\$4,693	\$6,117

Adjusted EBITDA is defined as earnings (loss) from operations less depreciation and amortization, share based compensations, transaction costs, and one-time items. Earnings (loss) from operations excludes interest, interest expense, gain (loss) on sale of equipment, change in fair value of financial instruments and other expenses. The Company believes Adjusted EBITDA is an appropriate measure for evaluating the operating performance of the Company.

Table shows the reconciliation of the unaudited Non-GAAP EBITDA and Non-GAAP Adjusted EBITDA. The unaudited figures have been derived from financials in accordance with US GAAP.

Contact

LeeAnn Rohmann – CEO & Founder

Email: lrohmann@legacyed.com

Phone: (661) 940-9300

Amato and Partners, LLC
Investor Relations Counsel
100 Park Avenue, 16th Floor
New York, NY 10017
admin@amatoandpartners.com

